HANMI



한미전선주식회사
HANMI ELECTRIC WIRE CO., LTD.

Company Overview

HANMI
ELECTRIC WIRE & CABLE

Company Status

Company Name	**HANMI Electric Wire Co., Ltd.**	Our Business	Wire & Cable Manufacturing and Sales, Superconducting Wire Manufacturing and R&D
CEO	**Byung Kyung, Sung**	HQ	2028-37, Saenggeojincheon-Ro, Iwol-Myeon, Jincheon-Gun, Chungbuk, Korea
		SEOUL office	Hanmi Bld. 6-8, 16-gil, Changgyeonggung-Ro, Jongno-Gu, Seoul, Korea
Established	**April 1. 1988**	Revenue / Equity	**USD 200 Million / USD 20 Million (FY2023)**
Employees	**Over 93 Employees**	Homepage	www.hanmicable.com

Major Products

Power Cable, Concentric Neutral Type Power Cable, ACSR, Bare Copper Conductor, Tray Flame Retardant Cable, Halogen-free Flame Retardant Polyolefin Cable, Insulated Wire, Control Cable, Fire Protection Cable, etc.

Industrial Specialty Cable
(Marine, Off-shore, Nuclear Power Plant)

&

Superconducting Wire
(object process)

Client
Korea Electric Power Corporation(KEPCO),
Distribution Agent Construction Company,
OEM, Export, etc.

Place of Business

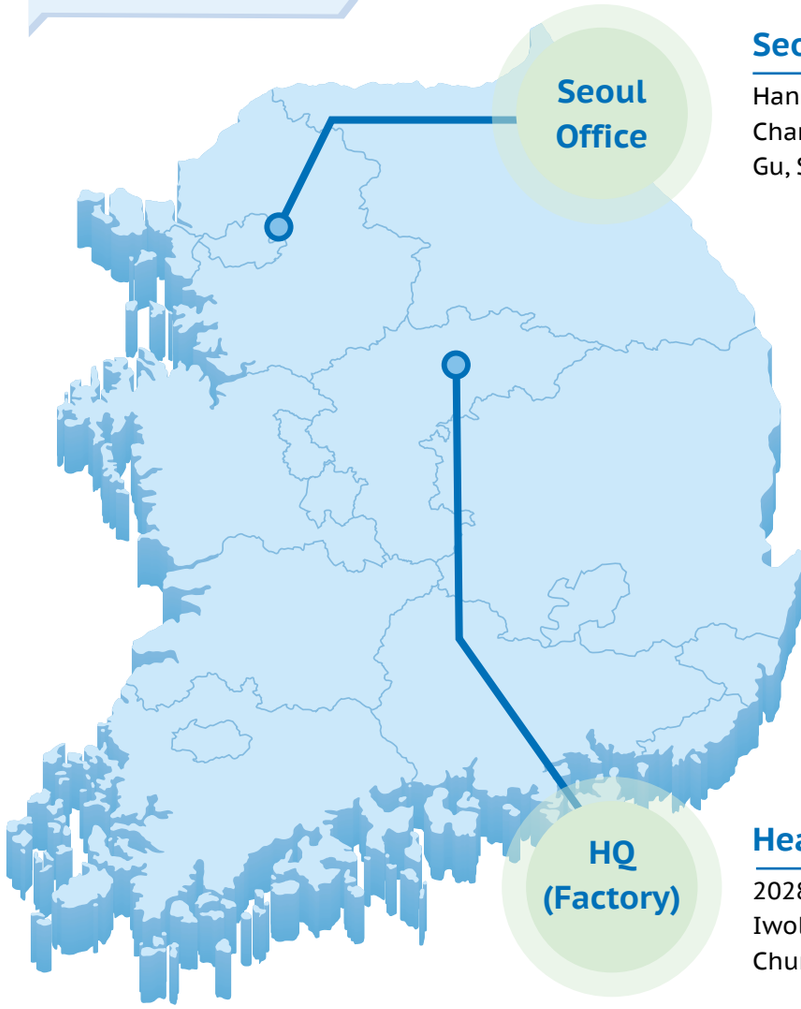

Seoul Office (Sales)

Hanmi Bld., 6-8, 16-gil, Changgyeonggung-Ro, Jongno-Gu, Seoul, Korea.

Headquarters (Factory)

2028-37, Saenggeojincheon-Ro, Iwol-Myeon, Jincheon-Gun, Chungbuk, Korea.



Products

Category of Products

POWER CABLE

-

Stable and effective transfer power

01

Medium Voltage Cable

MV cable is for reliably transfer power over 0.6/1kV



02

Low Voltage Cable

It is often used to supply power reliably to commercial or residential buildings and to industrial distribution circuits under 0.6/1kV



CONSTRUCTION

Conductor	Annealed Copper Wire (Concentric Circular, Compact Circular)
Insulation	XLPE
Sheath	PVC/ST2 or LSZH
Standard	KS C IEC60502-1
Certificate	Korean Industrial Standards (KS)

Power Cable is designed for the purpose of using in power, distribution line or control system under 0.6/1kV of LV Cable and over 0.6/1kV of MV Cable having excellent electrical, physical and chemical properties.

Industrial Specialty Cable

-

For the machine's supply power, working, control, protection

01

Marine, Off-shore, Nuclear Power Plant

It is used for power, control, instrumentation and communication systems as very reliably and high functional cables in/on onboard ship, off-shore plant and Nuclear Power Plant.

02

Control/ Fire Protection Cables

It is used for remote control of equipment in residential • commercial Building OR it is used for control circuits in industrial facilities. It is also used for fire protection or alarm system.



History

2023

2023.	**Exported over 5 Million USD**
2021.	**Exported over 3 Million USD Reached over 200 billion KRW in sales (159 Million USD)**

2020

2020.	**Exported over 1 Million USD**
2020.11	Awarded Gold Tower Order of Industrial Service Merit

2014

2018.12	executed KEPCO cooperation research project (22.9kV BY-PASS Cable)
2015.03	Start operating Industrial Specialty Cable Production Line
2015.01	Produced Superconducting Wire(object process)
2014.09	Completed Industrial Specialty Cable Production Line
2014.05	Completed R&D center for Superconducting Wire
2014.01	Signed a MOU with SUNAM 1)

2010

2013.09	Selected as Trusted Partner of KEPCO
2012.01	Supplied to the Hyundai E&C
2011.05	Received the Minister of Knowledge Economy Award
2010.	**Reached over 100 Billion KRW in sales [121 Billion KRW]**
2010.01	Obtained ISO 14001 Certification

2008

2009.05	Received the Order of Industrial Service Medal
2009.04	Obtained the certificate of INNO-BIZ enterprise
2008.10	Completed R&D center for Cable and Wire
2008.07	Completed a new factory in Jincheon, Korea

1991

2000.12	Obtained ISO 9002 Certification
1993.09	Supplied to the KEPCO (Korea Electric Power Corporation)
1991.08	Completed a new factory in Eumseong, Korea
1991.02	Incorporation (HANMI Electric Wire Co., Ltd.)

1988

1989.01	Joined Trade Associations and exported to Saudi Arabia
1988.04	Established 'HANMI Electric Wire Sales Agency'

Contents

1 **MV Tree Wire** (Covered Conductor) 6

3-Layer AAC Tree Wire Technical Data 8

3-Layer ACSR Tree Wire Technical Data 9

2 **Underground Residential Distribution Cables** 11
(15-35kV TR-XLPE URD)

15-35kV AL/TR-XLPE/LLDPE URD Technical Data 13

15-35kV CU/TR-XLPE/LLDPE URD Technical Data 17

3 **Underground Residential Distribution Cables** 21
(15-35kV EPR URD)

15-35kV AL/EPR/LLDPE URD Technical Data 23

15-35kV CU/EPR/LLDPE URD Technical Data 27

4 **SOOW cord** 31

600V SOOW Technical Data 33

1.

MV Tree Wire
(Covered Conductor)

3-Layer AAC Tree Wire Technical Data

3-Layer ACSR Tree Wire Technical Data

HANMI
ELECTRIC WIRE & CABLE



Application

Used for primary and secondary overhead distribution where limited space is available or desired for rights-of-way. Installed the same as bare conductors, however, covering is effective in preventing direct shorts and Instantaneous flashovers should tree limbs or other objects contact conductors in such close proximity.

Description

MV Tree wire(Covered Conductor) consist of the conductor (aluminum or ACSR) and the extruded covering (conductor shield, low density inner layer and protective outer layer). Covering thickness depends on the system voltage.



Features

- Outer layer is sunlight resistant and withstands UV degradation.
- High Density outer covering resists abrasion when in contact with tree or other vegetation.
- Outer XL-HDPE covering meets the track resistance qualification per ASTM D2303
- The outer track-resistant conductor covering prevents direct shorts and instantaneous flashovers due to conductor contact with tree limbs and other objects.
- This feature results in fewer power outages and reduces the need for frequent tree trimming.
- Covering Rated 90°C Normal and 130°C Emergency Operation.

Standards

- **ASTM B230** : Aluminum, 1350-H19 Wire for Electrical Purposes
- **ASTM B231** : Standard Specification for Concentric-Lay-Stranded Aluminum 1350 Conductors
- **ASTM B232** : Concentric-Lay-Stranded, Aluminum Conductors, Coated Steel Reinforced(ACSR)
- **ASTM B498** : Zinc-Coated (Galvanized) Steel Core Wire for Aluminum Conductors, Steel Reinforced (ACSR)
- **ASTM B500** : Metallic Coated Stranded Steel Core for use in overhead Electrical Conductors
- **ICEA S-121-733** : Tree Wire and Messenger Supported Spacer Cable

3-Layer AAC Tree Wire Technical Data

CONSTRUCTION

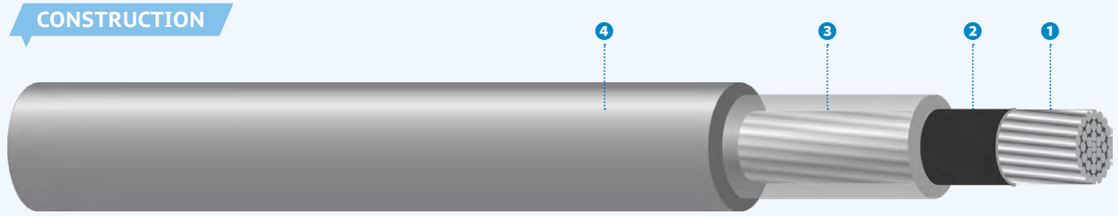

❶ **Conductor**	Concentrically stranded AAC
❷ **Conductor Shield**	Black semiconducting cross-linked polymer
❸ **Inner Layer**	Natural cross-linked low density polyethylene(XL-LDPE)
❹ **Outer Layer**	Gray or black sunlight resistant and track-resistant cross-linked high density polyethylene(XL-HDPE)

	Size AWG	Number of Strands	Conductor Diameter in	Conductor Shield Thickness mils	Inner layer Thickness mils	Outer layer Thickness mils	Approximate Outside Diameter in	Approximate Net weight lb/kft	Rated Strength lbs
15kV AAC Tree Wire	1/0	7	0.336	15	75	75	694	222	1791
	2/0	7	0.376	15	75	75	734	258	2259
	3/0	7	0.423	15	75	75	781	303	2736
	4/0	7	0.475	15	75	75	833	359	3447
	266.8	19	0.537	15	15	75	905	429	4473
	336.4	19	0.603	15	15	75	971	513	5535
	397.5	19	0.659	15	15	75	1027	586	6399
	477	19	0.722	15	75	75	1090	679	7524
	556.5	37	0.780	20	20	75	1148	759	8946
	636	37	0.835	20	75	75	1213	857	10260
	795	37	0.932	20	80	80	1330	1049	12510
25kV AAC Tree Wire	1/0	7	0.336	15	125	125	908	327	1791
	2/0	7	0.376	15	125	125	948	369	2259
	3/0	7	0.423	15	125	125	995	420	2736
	4/0	7	0.475	15	125	125	1047	483	3447
	266.8	19	0.537	15	125	125	1119	563	4473
	336.4	19	0.603	15	125	125	1185	655	5535
	397.5	19	0.659	15	125	125	1241	736	6399
	477	19	0.722	15	125	125	1304	837	7524
	556.5	37	0.780	20	125	125	1362	925	8946
	636	37	0.835	20	125	125	1427	1031	10260
	795	37	0.932	20	125	125	1524	1220	12510
35kV AAC Tree Wire	1/0	7	0.336	15	175	125	1014	391	1791
	2/0	7	0.376	15	175	125	1054	436	2259
	3/0	7	0.423	15	175	125	1101	491	2739
	4/0	7	0.475	15	175	125	1153	557	3447
	266.8	19	0.537	15	175	125	1215	641	4473
	336.4	19	0.603	15	175	125	1281	738	5535
	397.5	19	0.659	15	175	125	1347	823	6399
	477	19	0.722	15	175	125	1410	928	7524
	556.5	37	0.780	20	175	125	1468	1020	8946
	636	37	0.835	20	175	125	1523	1131	10260
	795	37	0.932	20	175	125	1620	1326	12510

3-Layer ACSR Tree Wire Technical Data

CONSTRUCTION



❶ **Conductor**	Concentrically stranded ACSR
❷ **Conductor Shield**	Black semiconducting cross-linked polymer
❸ **Inner Layer**	Natural cross-linked low density polyethylene(XL-LDPE)
❹ **Outer Layer**	Gray or black sunlight resistant and track-resistant cross-linked high density polyethylene(XL-HDPE)

	Size AWG	Number of Strands	Conductor Diameter in	Conductor Shield Thickness mils	Inner layer Thickness mils	Outer layer Thickness mils	Approximate Outside Diameter in	Approximate Net weight lb/kft	Rated Strength lbs
15kV ACSR Tree Wire	4	6/1	0.250	15	75	75	608	157	1767
	2	6/1	0.316	15	75	75	674	208	2708
	1/0	6/1	0.398	15	75	75	756	284	4161
	2/0	6/1	0.447	15	75	75	805	335	5035
	3/0	6/1	0.502	15	75	75	860	399	6289
	4/0	6/1	0.563	15	75	75	921	476	7933
	266.8	18/1	0.609	15	75	75	977	488	6536
	266.8	26/7	0.642	15	75	75	1010	575	10735
	336.4	18/1	0.684	15	75	75	1052	585	8246
	336.4	26/7	0.720	15	75	75	1088	693	13395
	397.5	18/1	0.743	15	75	75	1111	668	9443
	397.5	24/7	0.772	15	75	75	1140	757	13870
	397.5	26/7	0.783	15	75	75	1151	795	15485
	477	24/7	0.846	15	75	75	1214	882	16340
	477	26/7	0.858	15	75	75	1226	927	18525
	477	30/7	0.883	15	75	75	1251	1025	22610
	556.5	18/1	0.879	20	75	75	1247	881	13015
	556.5	24/7	0.914	20	75	75	1282	1004	18810
	556.5	26/7	0.917	20	75	75	1295	1057	21470
	636	18/1	0.940	20	75	75	1318	995	14915
	636	26/7	0.990	20	75	75	1368	1196	23950
25kV ACSR Tree Wire	1/0	6/1	0.398	15	125	125	970	398	4161
	2/0	6/1	0.447	15	125	125	1019	456	5035
	3/0	6/1	0.502	15	125	125	1074	526	6189
	4/0	6/1	0.563	15	125	125	1135	612	7933
	266.8	18/1	0.609	15	125	125	1191	631	6526
	266.8	26/7	0.642	15	125	125	1224	722	10735
	336.4	18/1	0.684	15	125	125	1266	738	8246
	336.4	26/7	0.720	15	125	125	1302	851	13395
	397.5	18/1	0.743	15	125	125	1325	829	9443
	397.5	24/7	0.772	15	125	125	1354	922	13870
	397.5	26/7	0.783	15	125	125	1365	961	15485
	477	24/7	0.772	15	125	125	1428	1056	16340
	477	26/7	0.858	15	125	125	1440	1103	18525
	477	30/7	0.883	15	125	125	1465	1204	22610
	556.5	18/1	0.879	20	125	125	1461	1060	13015
	556.5	24/7	0.914	20	125	125	1496	1188	18810
	556.5	26/7	0.927	20	125	125	1509	1243	21470

	Size AWG	Number of Strands	Conductor Diameter in	Conductor Shield Thickness mils	Inner layer Thickness mils	Outer layer Thickness mils	Approximate Outside Diameter in	Approximate Net weight lb/kft	Rated Strength lbs
35kV ACSR Tree Wire	1/0	6/1	0.398	15	175	125	1076	467	4161
	2/0	6/1	0.447	15	175	125	1125	528	5035
	3/0	6/1	0.502	15	175	125	1180	602	6289
	4/0	6/1	0.563	15	175	125	1241	692	7933
	266.8	26/7	0.642	15	175	125	1320	808	10735
	336.4	18/1	0.684	15	175	125	1362	827	8246
	336.4	26/7	0.720	15	175	125	1398	942	13395
	397.5	18/1	0.743	15	175	125	1431	922	9443
	397.5	24/7	0.772	15	175	125	1450	1017	13870
	397.5	26/7	0.783	15	175	125	1461	1057	15485
	477	24/7	0.846	15	175	125	1534	1156	16340
	477	26/7	0.858	15	175	125	1546	1204	18525
	477	30/7	0.883	15	175	125	1571	1307	22610
	556.5	18/1	0.879	20	175	125	1567	1162	13015
	556.5	24/7	0.914	20	175	125	1602	1292	18810
	556.5	26/7	0.927	20	175	125	1615	1348	21470
	636	18/1	0.940	20	175	125	1628	1290	14915
	636	26/7	0.990	20	175	125	1678	1501	23940
	795	26/7	1.107	20	175	125	1795	1781	29925
	795	26/7	1.063	20	175	125	1751	1559	20995

2.

Underground Residential Distribution Cables
(15-35kV TR-XLPE URD)

15-35kV AL/TR-XLPE/LLDPE URD Technical Data

15-35kV CU/TR-XLPE/LLDPE URD Technical Data



Description

Single conductor cable with aluminum or copper conductors, triple extruded insulation system consisting of a thermosetting semiconducting conductor shield, tree-retardant XLPE insulation, thermosetting semiconducting insulation shield, copper concentric neutral wires, black encapsulating linear low-density polyethylene (LLDPE) jacket.

Application

URD cable is primary used for underground distribution in direct burial or installed in conduit. URD cable is suitable for use in wet or dry locations



Standards

- **UL 1072** : Medium Voltage Power Cables.
- **ICEA S-93-639/NEMA WC74** : 5 kV – 46 kV Shielded Power Cables.
- **ICEA S-97-682** : Standard for Utility Shielded Power Cables Rated 5 kV – 46 kV.
- **AEIC CS8** : Specification for Extruded Dielectric, Shielded Power Cables Rated 5 kV – 46 kV.

Options

- Compact stranded aluminum & copper conductor
- Jacket with no stripes
- Overlaying PVC jacket with separator tape
- Crosslinked Polyethylene jacket
- Triplex or Paralleled configurations.

Features

- Triple extruded for clean interfaces
- Dry nitrogen cure for enhanced performance
- Excellent moisture resistance
- High dielectric strength & Low dielectric loss
- 105°C continuous, 140°C emergency, 250°C short-circuit operation.

HANMI
ELECTRIC WIRE & CABLE

15-35kV AL/TR-XLPE/LLDPE URD
Technical Data

CONSTRUCTION



❶ **Conductor**	Compressed concentric stranded 1350 aluminum per ASTM
❷ **Conductor Shield**	semiconducting cross-linked polymer
❸ **Insulation**	Tree Retardant Cross Linked Polyethylene(TR-XLPE)
❹ **Insulation Shield**	Strippable semiconducting cross-linked polymer
❺ **Concentric Neutral**	Helically applied soft drawn bare copper wire
❻ **Jacket**	Linear Low Density Polyethylene(LLDPE) Jacket, black with red extruded stripes.

15kV 100% Aluminum Single Phase - Full Neutral

Compress Conductor		Concentric Neutral		Nominal. Thickness (mils)		Diameter(in)				Approx. Cable Weight (lbs/kft)	Ampacity – 20°C Ambient 100% LF, RHO-90		
AWG/ Kcmil	Number of Strands	Number of Wires	Size AWG	Insulation	Jacket	Approx. Conductor	Min. Over Insulation	Max. Over Insulation	Approx. Over Jacket		1/C Direct Buried	1/C Duct Buried	1/C Duct In Air
1/0	19	16	#14	175	50	0.362	0.715	0.800	1.060	632	230	155	135
2/0	19	13	#12	175	50	0.406	0.760	0.845	1.130	760	270	185	162
3/0	19	16	#12	175	50	0.456	0.810	0.895	1.180	874	295	210	184
4/0	19	20	#12	175	50	0.512	0.865	0.950	1.240	1030	335	240	210
250	37	15	#10	175	50	0.558	0.911	0.996	1.328	1187	355	255	220
350	37	21	#10	175	50	0.661	1.014	1.099	1.431	1569	410	295	255
500	37	24	#9	175	50	0.789	1.142	1.227	1.584	2145	500	360	310
750	61	28	#8	175	80	0.968	1.321	1.406	1.851	3115	615	435	375
1000	61	38	#8	175	80	1.117	1.470	1.555	2.000	4070	695	500	430
1250	61	47	#8	220	80	1.252	1.695	1.785	2.230	5087	785	560	485
1500	61	56	#8	220	80	1.370	1.813	1.903	2.348	5976	860	615	530

15kV 100% Aluminum Three Phase - One-Third Neutral

Compress Conductor		Concentric Neutral		Nominal. Thickness (mils)		Diameter(in)				Approx. Cable Weight (lbs/kft)	Ampacity – 20°C Ambient 100% LF, RHO-90		
AWG/ Kcmil	Number of Strands	Number of Wires	Size AWG	Insulation	Jacket	Approx. Conductor	Min. Over Insulation	Max. Over Insulation	Approx. Over Jacket		3/C Direct Buried	3/C Duct Buried	3/C Duct In Air
1/0	19	6	#14	175	50	0.362	0.715	0.800	1.060	515	230	165	145
2/0	19	7	#14	175	50	0.406	0.760	0.845	1.100	575	250	190	167
3/0	19	9	#14	175	50	0.456	0.810	0.895	1.150	655	280	215	189
4/0	19	11	#14	175	50	0.512	0.865	0.950	1.210	759	320	245	215
250	37	13	#14	175	50	0.558	0.920	1.005	1.260	889	345	270	237
350	37	11	#12	175	50	0.661	1.025	1.110	1.420	1175	405	325	285
500	37	16	#12	175	50	0.789	1.150	1.235	1.550	1498	460	385	338
750	61	15	#10	175	80	0.968	1.340	1.425	1.860	2057	515	475	417
1000	61	20	#10	175	80	1.117	1.485	1.575	2.040	2516	565	540	475
1250	61	20	#9	220	80	1.252	1.710	1.805	2.295	3173	615	590	520
1500	61	24	#9	220	80	1.370	1.828	1.923	2.413	3690	665	635	560

15kV 133% Aluminum Single Phase - Full Neutral

Compress Conductor		Concentric Neutral		Nominal. Thickness (mils)		Diameter(in)				Approx. Cable Weight (lbs/kft)	Ampacity – 20°C Ambient 100% LF, RHO-90		
AWG/ Kcmil	Number of Strands	Number of Wires	Size AWG	Insulation	Jacket	Approx. Conductor	Min. Over Insulation	Max. Over Insulation	Approx. Over Jacket		1/C Direct Buried	1/C Duct Buried	1/C Duct In Air
1/0	19	16	#14	220	50	0.362	0.805	0.895	1.150	697	230	155	135
2/0	19	13	#12	220	50	0.406	0.850	0.935	1.220	830	270	185	162
3/0	19	16	#12	220	50	0.456	0.900	0.985	1.270	946	295	210	184
4/0	19	20	#12	220	50	0.512	0.955	1.045	1.330	1148	335	240	210
250	37	15	#10	220	50	0.558	1.001	1.091	1.418	1315	355	255	220
350	37	21	#10	220	50	0.661	1.104	1.194	1.521	1721	410	295	255
500	37	24	#9	220	80	0.789	1.232	1.322	1.734	2399	500	360	310
750	61	28	#8	220	80	0.968	1.411	1.501	1.941	3359	615	435	375
1000	61	38	#8	220	80	1.117	1.560	1.650	2.090	4366	695	500	430
1250	61	47	#8	220	80	1.252	1.695	1.785	2.225	5303	785	560	485
1500	61	56	#8	220	80	1.370	1.813	1.903	2.343	6230	860	615	530

15kV 133% Aluminum Three Phase - One-Third Neutral

Compress Conductor		Concentric Neutral		Nominal. Thickness (mils)		Diameter(in)				Approx. Cable Weight (lbs/kft)	Ampacity – 20°C Ambient 100% LF, RHO-90		
AWG/ Kcmil	Number of Strands	Number of Wires	Size AWG	Insulation	Jacket	Approx. Conductor	Min. Over Insulation	Max. Over Insulation	Approx. Over Jacket		3/C Direct Buried	3/C Duct Buried	3/C Duct In Air
1/0	19	6	#14	220	50	0.362	0.805	0.895	1.150	580	230	165	145
2/0	19	7	#14	220	50	0.406	0.850	0.935	1.190	643	250	190	167
3/0	19	9	#14	220	50	0.456	0.900	0.985	1.240	725	280	215	189
4/0	19	11	#14	220	50	0.512	0.955	1.045	1.300	842	320	245	215
250	37	13	#14	220	50	0.558	1.010	1.100	1.380	1013	345	270	237
350	37	11	#12	220	50	0.661	1.115	1.200	1.480	1266	405	325	285
500	37	16	#12	220	50	0.789	1.240	1.330	1.700	1597	460	385	338
750	61	15	#10	220	80	0.968	1.430	1.520	1.950	2230	515	475	417
1000	61	20	#10	220	80	1.117	1.575	1.670	2.130	2718	565	540	475
1250	61	20	#9	220	80	1.252	1.710	1.805	2.290	3272	615	590	520
1500	61	24	#9	220	80	1.370	1.828	1.923	2.408	3806	665	635	560

25kV 100% Aluminum Single Phase - Full Neutral

Compress Conductor		Concentric Neutral		Nominal. Thickness (mils)		Diameter(in)				Approx. Cable Weight (lbs/kft)	Ampacity – 20°C Ambient 100% LF, RHO-90		
AWG/ Kcmil	Number of Strands	Number of Wires	Size AWG	Insulation	Jacket	Approx. Conductor	Min. Over Insulation	Max. Over Insulation	Approx. Over Jacket		1/C Direct Buried	1/C Duct Buried	1/C Duct In Air
1/0	19	16	#14	260	50	0.362	0.875	0.965	1.230	767	220	165	145
2/0	19	13	#12	260	50	0.406	0.920	1.010	1.300	905	250	190	167
3/0	19	16	#12	260	50	0.456	0.970	1.060	1.380	1065	290	210	185
4/0	19	20	#12	260	50	0.512	1.025	1.115	1.430	1241	325	245	215
250	37	15	#10	260	50	0.558	1.071	1.161	1.518	1412	345	260	225
350	37	21	#10	260	50	0.661	1.174	1.264	1.621	1827	400	300	260
500	37	24	#9	260	80	0.789	1.302	1.392	1.834	2520	485	370	320
750	61	28	#8	260	80	0.968	1.481	1.571	2.041	3496	595	445	385
1000	61	38	#8	260	80	1.117	1.630	1.720	2.190	4515	675	510	440
1250	61	47	#8	260	80	1.252	1.765	1.855	2.325	5463	760	575	500
1500	61	56	#8	260	80	1.370	1.883	1.973	2.443	6401	835	625	540

25kV 100% Aluminum Three Phase - One-Third Neutral

Compress Conductor		Concentric Neutral		Nominal. Thickness (mils)		Diameter(in)				Approx. Cable Weight (lbs/kft)	Ampacity – 20°C Ambient 100% LF, RHO-90		
AWG/ Kcmil	Number of Strands	Number of Wires	Size AWG	Insulation	Jacket	Approx. Conductor	Min. Over Insulation	Max. Over Insulation	Approx. Over Jacket		3/C Direct Buried	3/C Duct Buried	3/C Duct In Air
1/0	19	6	#14	260	50	0.362	0.875	0.965	1.230	650	225	165	145
2/0	19	7	#14	260	50	0.406	0.920	1.010	1.270	715	250	180	158
3/0	19	9	#14	260	50	0.456	0.970	1.060	1.340	842	275	205	180
4/0	19	11	#14	260	50	0.512	1.025	1.115	1.400	966	310	240	210
250	37	13	#14	260	50	0.558	1.080	1.175	1.460	1117	335	260	228
350	37	11	#12	260	50	0.661	1.185	1.275	1.560	1380	395	325	285
500	37	16	#12	260	80	0.789	1.310	1.405	1.780	1721	445	390	342
750	61	15	#10	260	80	0.968	1.500	1.595	2.060	2373	515	475	417
1000	61	20	#10	260	80	1.117	1.645	1.740	2.210	2870	560	525	460
1250	61	20	#9	260	80	1.252	1.780	1.875	2.370	3440	610	575	505
1500	61	24	#9	260	80	1.370	1.898	1.993	2.488	3989	660	615	540

35kV 100% Aluminum Single Phase - Full Neutral

Compress Conductor		Concentric Neutral		Nominal. Thickness (mils)		Diameter(in)				Approx. Cable Weight (lbs/kft)	Ampacity – 20°C Ambient 100% LF, RHO-90		
AWG/ Kcmil	Number of Strands	Number of Wires	Size AWG	Insulation	Jacket	Approx. Conductor	Min. Over Insulation	Max. Over Insulation	Approx. Over Jacket		1/C Direct Buried	1/C Duct Buried	1/C Duct In Air
1/0	19	10	#12	345	57	0.362	1.089	1.167	1.495	995	220	165	145
2/0	19	13	#12	345	57	0.405	1.133	1.211	1.539	1,114	250	195	165
3/0	19	16	#12	345	57	0.456	1.184	1.262	1.590	1,245	285	220	193
4/0	19	13	#10	345	86	0.512	1.235	1.313	1.741	1,532	325	250	220
250	37	15	#10	345	86	0.558	1.287	1.365	1.792	1,675	345	265	230
350	37	21	#10	345	86	0.661	1.389	1.467	1.894	2,046	400	305	265
500	37	24	#9	345	86	0.789	1.511	1.589	2.073	2,672	485	375	325
750	61	28	#8	345	86	0.968	1.688	1.766	2.278	3,573	595	455	395
1000	61	38	#8	345	86	1.117	1.834	1.912	2.424	4,453	675	520	450
1250	61	47	#8	345	86	1.252	1.980	2.057	2.570	5,289	760	585	510
1500	61	56	#8	345	86	1.370	2.113	2.191	2.703	6,110	835	640	555

35kV 100% Aluminum Three Phase - One-Third Neutral

Compress Conductor		Concentric Neutral		Nominal. Thickness (mils)		Diameter(in)				Approx. Cable Weight (lbs/kft)	Ampacity – 20°C Ambient 100% LF, RHO-90		
AWG/ Kcmil	Number of Strands	Number of Wires	Size AWG	Insulation	Jacket	Approx. Conductor	Min. Over Insulation	Max. Over Insulation	Approx. Over Jacket		3/C Direct Buried	3/C Duct Buried	3/C Duct In Air
1/0	19	6	#14	345	52	0.362	1.089	1.167	1.462	839	215	165	145
2/0	19	11	#16	345	52	0.405	1.132	1.210	1.479	882	245	190	167
3/0	19	14	#16	345	52	0.456	1.183	1.261	1.530	974	275	215	189
4/0	19	11	#14	345	52	0.512	1.239	1.317	1.608	1,109	305	245	215
250	37	13	#14	345	52	0.558	1.285	1.363	1.659	1,209	335	270	238
350	37	18	#14	345	81	0.661	1.388	1.466	1.819	1,506	390	320	280
500	37	16	#12	345	81	0.789	1.516	1.594	2.006	1,925	440	385	338
750	61	15	#10	345	81	0.968	1.695	1.773	2.225	2,538	515	475	417
1000	61	20	#10	345	81	1.117	1.844	1.922	2.371	3,060	570	535	470
1250	61	20	#9	345	81	1.252	1.979	2.057	2.542	3,640	620	585	515
1500	61	24	#9	345	81	1.370	2.097	2.175	2.676	4,159	665	630	555

35kV 133% Aluminum Single Phase - Full Neutral

Compress Conductor		Concentric Neutral		Nominal. Thickness (mils)		Diameter(in)				Approx. Cable Weight (lbs/kft)	Ampacity – 20°C Ambient 100% LF, RHO-90		
AWG/ Kcmil	Number of Strands	Number of Wires	Size AWG	Insulation	Jacket	Approx. Conductor	Min. Over Insulation	Max. Over Insulation	Approx. Over Jacket		1/C Direct Buried	1/C Duct Buried	1/C Duct In Air
1/0	19	10	#12	415	57	0.362	1.231	1.315	1.644	1,145	195	145	125
2/0	19	13	#12	415	86	0.405	1.275	1.358	1.746	1,331	220	165	145
3/0	19	16	#12	415	86	0.456	1.326	1.409	1.797	1,469	245	185	162
4/0	19	13	#10	415	86	0.512	1.377	1.461	1.891	1,705	270	205	180
250	37	15	#10	415	86	0.558	1.428	1.512	1.942	1,853	295	225	198
350	37	21	#10	415	86	0.661	1.531	1.614	2.076	2,283	345	270	235
500	37	24	#9	415	86	0.789	1.653	1.736	2.223	2,877	395	325	285
750	61	28	#8	415	86	0.968	1.830	1.913	2.428	3,797	460	400	350
1000	61	38	#8	415	86	1.117	1.976	2.059	2.574	4,691	510	455	400
1250	61	47	#8	415	86	1.252	2.121	2.205	2.719	5,541	555	500	440
1500	61	56	#8	415	86	1.370	2.255	2.339	2.853	6,374	600	540	475

35kV 133% Aluminum Three Phase - One-Third Neutral

Compress Conductor		Concentric Neutral		Nominal. Thickness (mils)		Diameter(in)				Approx. Cable Weight (lbs/kft)	Ampacity – 20°C Ambient 100% LF, RHO-90		
AWG/ Kcmil	Number of Strands	Number of Wires	Size AWG	Insulation	Jacket	Approx. Conductor	Min. Over Insulation	Max. Over Insulation	Approx. Over Jacket		3/C Direct Buried	3/C Duct Buried	3/C Duct In Air
1/0	19	6	#14	415	57	0.362	1.231	1.315	1.611	986	200	150	132
2/0	19	11	#16	415	57	0.405	1.275	1.358	1.628	1,030	225	170	150
3/0	19	14	#16	415	86	0.456	1.326	1.409	1.737	1,190	250	190	167
4/0	19	11	#14	415	86	0.512	1.377	1.461	1.815	1,335	280	215	189
250	37	13	#14	415	86	0.558	1.428	1.512	1.866	1,442	310	240	210
350	37	18	#14	415	86	0.661	1.531	1.614	2.000	1,734	360	290	255
500	37	16	#12	415	86	0.789	1.653	1.736	2.155	2,124	410	345	300
750	61	15	#10	415	86	0.968	1.830	1.913	2.375	2,758	485	425	370
1000	61	20	#10	415	86	1.117	1.976	2.059	2.520	3,293	540	490	430
1250	61	20	#9	415	86	1.252	2.121	2.205	2.691	3,890	590	535	470
1500	61	24	#9	415	86	1.370	2.255	2.339	2.825	4,421	635	575	505

Other sizes and specifications, including reduced neutral options (e.g., 2/3, 1/2, 1/6, 1/12), are available upon request.

15-35kV CU/TR-XLPE/LLDPE URD
Technical Data

CONSTRUCTION

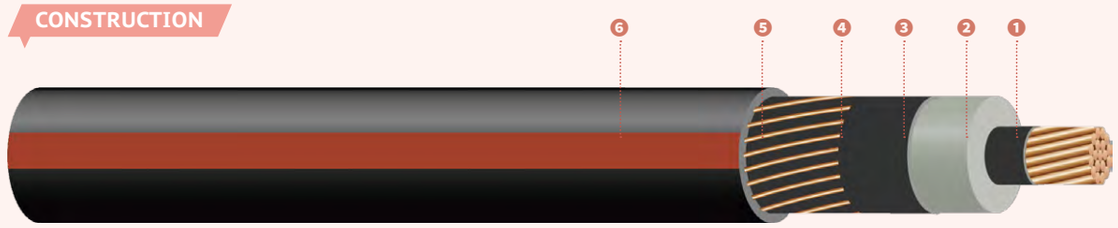

❶ **Conductor**	Compressed concentric stranded soft drawn copper per ASTM
❷ **Conductor Shield**	semiconducting cross-linked polymer
❸ **Insulation**	Tree Retardant Cross Linked Polyethylene(TR-XLPE)
❹ **Insulation Shield**	Strippable semiconducting cross-linked polymer
❺ **Concentric Neutral**	Helically applied soft drawn bare copper wire
❻ **Jacket**	Linear Low Density Polyethylene(LLDPE) Jacket, black with red extruded stripes.

15kV 100% Copper Single Phase - Full Neutral

Compress Conductor		Concentric Neutral		Nominal. Thickness (mils)		Diameter(in)				Approx. Cable Weight (lbs/kft)	Ampacity – 20°C Ambient 100% LF, RHO-90		
AWG/ Kcmil	Number of Strands	Number of Wires	Size AWG	Insulation	Jacket	Approx. Conductor	Min. Over Insulation	Max. Over Insulation	Approx. Over Jacket		1/C Direct Buried	1/C Duct Buried	1/C Duct In Air
1/0	19	16	#12	175	50	0.362	0.715	0.800	1.090	993	295	210	185
2/0	19	20	#12	175	50	0.406	0.760	0.845	1.135	1176	330	240	210
3/0	19	25	#12	175	50	0.456	0.810	0.895	1.150	1402	375	270	237
4/0	19	20	#10	175	50	0.512	0.865	0.950	1.280	1708	430	305	268
250	37	24	#10	175	50	0.558	0.911	0.996	1.326	1995	455	325	280
350	37	34	#10	175	50	0.661	1.014	1.099	1.429	2723	530	370	325
500	37	30	#8	175	50	0.789	1.142	1.227	1.610	3764	640	460	395
750	61	23	#5	175	80	0.968	1.321	1.406	1.956	5655	785	555	480
1000	61	24	#4	175	80	1.117	1.470	1.555	2.150	7384	895	635	550
1250	61	24	#3	220	80	1.252	1.695	1.785	2.430	9295	1005	715	620
1500	61	23	#2	220	80	1.370	1.813	1.903	2.604	11097	1105	780	675

15kV 100% Copper Three Phase - One-Third Neutral

Compress Conductor		Concentric Neutral		Nominal. Thickness (mils)		Diameter(in)				Approx. Cable Weight (lbs/kft)	Ampacity – 20°C Ambient 100% LF, RHO-90		
AWG/ Kcmil	Number of Strands	Number of Wires	Size AWG	Insulation	Jacket	Approx. Conductor	Min. Over Insulation	Max. Over Insulation	Approx. Over Jacket		3/C Direct Buried	3/C Duct Buried	3/C Duct In Air
1/0	19	9	#14	175	50	0.362	0.715	0.800	1.055	777	290	210	185
2/0	19	11	#14	175	50	0.406	0.760	0.845	1.100	907	320	240	210
3/0	19	14	#14	175	50	0.456	0.810	0.895	1.130	1074	350	275	241
4/0	19	11	#12	175	50	0.512	0.865	0.950	1.200	1317	390	315	276
250	37	13	#12	175	50	0.558	0.920	1.005	1.265	1546	415	340	298
350	37	12	#10	175	50	0.661	1.025	1.110	1.425	2055	475	415	364
500	37	17	#10	175	50	0.789	1.150	1.235	1.595	2823	525	480	420
750	61	25	#10	175	80	0.968	1.340	1.425	1.875	3964	560	530	465
1000	61	26	#9	175	80	1.117	1.485	1.575	2.015	5127	600	590	518
1250	61	32	#9	220	80	1.252	1.710	1.805	2.245	6409	655	645	565
1500	61	38	#9	220	80	1.370	1.828	1.923	2.363	7571	705	690	610

15kV 133% Copper Single Phase - Full Neutral

Compress Conductor		Concentric Neutral		Nominal. Thickness (mils)		Diameter(in)				Approx. Cable Weight (lbs/kft)	Ampacity – 20°C Ambient 100% LF, RHO-90		
AWG/ Kcmil	Number of Strands	Number of Wires	Size AWG	Insulation	Jacket	Approx. Conductor	Min. Over Insulation	Max. Over Insulation	Approx. Over Jacket		1/C Direct Buried	1/C Duct Buried	1/C Duct In Air
1/0	19	16	#12	220	50	0.362	0.805	0.895	1.180	1060	295	210	185
2/0	19	20	#12	220	50	0.406	0.850	0.935	1.225	1246	330	240	210
3/0	19	25	#12	220	50	0.456	0.900	0.985	1.290	1475	375	270	237
4/0	19	20	#10	220	50	0.512	0.955	1.045	1.370	1825	430	305	268
250	37	24	#10	220	50	0.558	1.001	1.091	1.416	2124	455	325	280
350	37	34	#10	220	50	0.661	1.104	1.194	1.519	2880	530	370	325
500	37	30	#8	220	80	0.789	1.232	1.322	1.760	4024	640	460	395
750	61	29	#6	220	80	0.968	1.411	1.501	2.006	5917	785	555	480
1000	61	24	#4	220	80	1.117	1.560	1.650	2.240	7712	895	635	550
1250	61	24	#3	220	80	1.252	1.695	1.785	2.425	9566	1005	715	620
1500	61	23	#2	220	80	1.370	1.813	1.903	2.599	11422	1105	780	675

15kV 133% Copper Three Phase - One-Third Neutral

Compress Conductor		Concentric Neutral		Nominal. Thickness (mils)		Diameter(in)				Approx. Cable Weight (lbs/kft)	Ampacity – 20°C Ambient 100% LF, RHO-90		
AWG/ Kcmil	Number of Strands	Number of Wires	Size AWG	Insulation	Jacket	Approx. Conductor	Min. Over Insulation	Max. Over Insulation	Approx. Over Jacket		3/C Direct Buried	3/C Duct Buried	3/C Duct In Air
1/0	19	9	#14	220	50	0.362	0.805	0.895	1.150	842	290	210	185
2/0	19	11	#14	220	50	0.406	0.850	0.935	1.190	975	320	240	210
3/0	19	14	#14	220	50	0.456	0.900	0.985	1.250	1145	350	275	241
4/0	19	11	#12	220	50	0.512	0.955	1.045	1.295	1434	390	315	276
250	37	13	#12	220	50	0.558	1.010	1.100	1.380	1673	415	340	298
350	37	12	#10	220	50	0.661	1.115	1.200	1.515	2149	475	415	364
500	37	17	#10	220	50	0.789	1.240	1.330	1.750	2924	525	480	420
750	61	25	#10	220	80	0.968	1.430	1.520	1.965	4138	560	530	465
1000	61	26	#9	220	80	1.117	1.575	1.670	2.200	5251	600	590	518
1250	61	32	#9	220	80	1.252	1.710	1.805	2.335	6406	655	645	565
1500	61	38	#9	220	80	1.370	1.828	1.923	2.453	7553	705	690	610

25kV 100% Copper Single Phase - Full Neutral

Compress Conductor		Concentric Neutral		Nominal. Thickness (mils)		Diameter(in)				Approx. Cable Weight (lbs/kft)	Ampacity – 20°C Ambient 100% LF, RHO-90		
AWG/ Kcmil	Number of Strands	Number of Wires	Size AWG	Insulation	Jacket	Approx. Conductor	Min. Over Insulation	Max. Over Insulation	Approx. Over Jacket		1/C Direct Buried	1/C Duct Buried	1/C Duct In Air
1/0	19	16	#12	260	50	0.362	0.875	0.965	1.265	1133	280	215	189
2/0	19	20	#12	260	50	0.406	0.920	1.010	1.310	1321	310	240	210
3/0	19	25	#12	260	50	0.456	0.970	1.060	1.380	1594	360	275	241
4/0	19	20	#10	260	50	0.512	1.025	1.115	1.475	1919	415	315	276
250	37	24	#10	260	50	0.558	1.071	1.161	1.521	2222	440	335	290
350	37	34	#10	260	50	0.661	1.174	1.264	1.624	2988	510	385	330
500	37	38	#9	260	80	0.789	1.302	1.392	1.837	4154	620	470	410
750	61	29	#6	260	80	0.968	1.481	1.571	2.111	6063	760	575	495
1000	61	30	#5	260	80	1.117	1.630	1.720	2.300	7838	860	655	565
1250	61	24	#3	260	80	1.252	1.765	1.855	2.530	9748	970	735	640
1500	61	23	#2	260	80	1.370	1.883	1.973	2.704	11619	1065	805	695

25kV 100% Copper Three Phase - One-Third Neutral

Compress Conductor		Concentric Neutral		Nominal. Thickness (mils)		Diameter(in)				Approx. Cable Weight (lbs/kft)	Ampacity – 20°C Ambient 100% LF, RHO-90		
AWG/ Kcmil	Number of Strands	Number of Wires	Size AWG	Insulation	Jacket	Approx. Conductor	Min. Over Insulation	Max. Over Insulation	Approx. Over Jacket		3/C Direct Buried	3/C Duct Buried	3/C Duct In Air
1/0	19	9	#14	260	50	0.362	0.875	0.965	1.230	912	275	215	189
2/0	19	11	#14	260	50	0.406	0.920	1.010	1.275	1048	310	250	220
3/0	19	14	#14	260	50	0.456	0.970	1.060	1.320	1261	345	285	250
4/0	19	11	#12	260	50	0.512	1.025	1.115	1.400	1528	385	320	280
250	37	13	#12	260	50	0.558	1.080	1.175	1.460	1780	410	345	303
350	37	12	#10	260	50	0.661	1.185	1.275	1.600	2266	460	405	355
500	37	17	#10	260	80	0.789	1.310	1.405	1.835	3050	520	470	412
750	61	25	#10	260	80	0.968	1.500	1.595	2.080	4280	567	550	483
1000	61	26	#9	260	80	1.117	1.645	1.740	2.280	5404	625	615	540
1250	61	32	#9	260	80	1.252	1.780	1.875	2.415	6577	685	670	590
1500	61	38	#9	260	80	1.370	1.898	1.993	2.533	7741	735	720	635

35kV 100% Copper Single Phase - Full Neutral

Compress Conductor		Concentric Neutral		Nominal. Thickness (mils)		Diameter(in)				Approx. Cable Weight (lbs/kft)	Ampacity – 20°C Ambient 100% LF, RHO-90		
AWG/ Kcmil	Number of Strands	Number of Wires	Size AWG	Insulation	Jacket	Approx. Conductor	Min. Over Insulation	Max. Over Insulation	Approx. Over Jacket		1/C Direct Buried	1/C Duct Buried	1/C Duct In Air
1/0	19	16	#12	345	50	0.362	1.045	1.145	1.465	1327	280	215	189
2/0	19	20	#12	345	50	0.406	1.090	1.190	1.505	1522	310	240	211
3/0	19	25	#12	345	50	0.456	1.140	1.240	1.620	1760	355	275	241
4/0	19	20	#10	345	50	0.512	1.195	1.295	1.720	2099	410	315	276
250	37	24	#10	345	80	0.558	1.241	1.341	1.826	2467	435	335	290
350	37	34	#10	345	80	0.661	1.344	1.444	1.929	3236	505	385	330
500	37	38	#9	345	80	0.789	1.472	1.572	2.082	4337	610	470	410
750	61	36	#7	345	80	0.968	1.651	1.751	2.321	6191	750	575	495
1000	61	30	#5	345	80	1.117	1.800	1.900	2.545	7997	850	655	565
1250	61	30	#4	345	80	1.252	1.935	2.035	2.725	9844	960	735	640
1500	61	28	#3	345	110	1.370	2.053	2.153	2.953	11653	1055	805	695

35kV 100% Copper Three Phase - One-Third Neutral

Compress Conductor		Concentric Neutral		Nominal. Thickness (mils)		Diameter(in)				Approx. Cable Weight (lbs/kft)	Ampacity – 20°C Ambient 100% LF, RHO-90		
AWG/ Kcmil	Number of Strands	Number of Wires	Size AWG	Insulation	Jacket	Approx. Conductor	Min. Over Insulation	Max. Over Insulation	Approx. Over Jacket		3/C Direct Buried	3/C Duct Buried	3/C Duct In Air
1/0	19	9	#14	345	50	0.362	1.045	1.145	1.430	1102	270	215	189
2/0	19	11	#14	345	50	0.406	1.090	1.190	1.475	1244	305	240	211
3/0	19	14	#14	345	50	0.456	1.140	1.240	1.520	1423	340	280	246
4/0	19	11	#12	345	50	0.512	1.195	1.295	1.575	1707	380	315	276
250	37	13	#12	345	80	0.558	1.250	1.350	1.640	1971	405	340	298
350	37	12	#10	345	80	0.661	1.355	1.455	1.845	2427	460	400	350
500	37	17	#10	345	80	0.789	1.480	1.580	2.045	3337	520	470	412
750	61	25	#10	345	80	0.968	1.670	1.770	2.255	4531	567	550	483
1000	61	26	#9	345	80	1.117	1.815	1.920	2.600	5671	625	615	540
1250	61	32	#9	345	80	1.252	1.950	2.055	2.735	6834	685	670	590
1500	61	38	#9	345	80	1.370	2.068	2.173	2.853	7984	735	720	635

Other sizes and specifications, including reduced neutral options (e.g., 2/3, 1/2, 1/6, 1/12), are available upon request.

3.

Underground Residential Distribution Cables
(15-35kV EPR URD)

15-35kV AL/EPR/LLDPE URD Technical Data

15-35kV CU/EPR/LLDPE URD Technical Data

HANMI
ELECTRIC WIRE & CABLE

Description

Single conductor cable with aluminum or copper conductors, triple extruded insulation system consisting of a thermosetting semiconducting conductor shield, high dielectric strength EPR insulation, thermosetting semiconducting insulation shield, copper concentric neutral wires, black encapsulating linear low-density polyethylene (LLDPE) jacket.

Application

URD cable is primary used for underground distribution, in direct burial or installed in conduit. URD cable is suitable for use in wet or dry locations





Standards

- **UL 1072** : Medium Voltage Power Cables.
- **ICEA S-93-639/NEMA WC74** : 5 kV – 46 kV Shielded Power Cables.
- **ICEA S-97-682** : Standard for Utility Shielded Power Cables Rated 5 kV – 46 kV.
- **AEIC CS8** : Specification for Extruded Dielectric, Shielded Power Cables Rated 5 kV – 46 kV.

Options

- Compact stranded aluminum & copper conductor
- jacket with no stripes
- Overlaying PVC jacket with separator tape
- Crosslinked Polyethylene jacket
- Triplex or Paralleled configurations.

Features

- Triple extruded for clean interfaces
- Dry nitrogen cure for enhanced performance
- Excellent moisture resistance
- High dielectric strength & Low dielectric loss
- 105°C continuous, 140°C emergency, 250°C short-circuit operation.

15-35kV AL/EPR/LLDPE URD
Technical Data

CONSTRUCTION



❶ **Conductor**	Compressed concentric stranded 1350 aluminum per ASTM
❷ **Conductor Shield**	semiconducting cross-linked polymer
❸ **Insulation**	Ethylene Propylene Rubber(EPR)
❹ **Insulation Shield**	Strippable semiconducting cross-linked polymer
❺ **Concentric Neutral**	Helically applied soft drawn bare copper wire
❻ **Jacket**	Linear Low Density Polyethylene(LLDPE) Jacket, black with red extruded stripes.

15kV 100% Aluminum Single Phase - Full Neutral

Compress Conductor		Concentric Neutral		Nominal. Thickness (mils)		Diameter(in)				Approx. Cable Weight (lbs/kft)	Ampacity – 20°C Ambient 100% LF, RHO-90		
AWG/ Kcmil	Number of Strands	Number of Wires	Size AWG	Insulation	Jacket	Approx. Conductor	Min. Over Insulation	Max. Over Insulation	Approx. Over Jacket		1/C Direct Buried	1/C Duct Buried	1/C Duct In Air
1/0	19	16	#14	175	50	0.362	0.715	0.800	1.060	680	230	155	135
2/0	19	13	#12	175	50	0.406	0.760	0.845	1.130	810	270	185	162
3/0	19	16	#12	175	50	0.456	0.810	0.895	1.180	927	295	210	184
4/0	19	20	#12	175	50	0.512	0.865	0.950	1.240	1090	335	240	210
250	37	15	#10	175	50	0.558	0.911	0.996	1.328	1249	355	255	220
350	37	21	#10	175	50	0.661	1.014	1.099	1.431	1634	410	295	255
500	37	24	#9	175	50	0.789	1.142	1.227	1.584	2211	500	360	310
750	61	28	#8	175	80	0.968	1.321	1.406	1.851	3179	615	435	375
1000	61	38	#8	175	80	1.117	1.470	1.555	2.000	4128	695	500	430
1250	61	47	#8	220	80	1.252	1.695	1.785	2.230	5184	785	560	485
1500	61	56	#8	220	80	1.370	1.813	1.903	2.348	6068	860	615	530

15kV 100% Aluminum Three Phase - One-Third Neutral

Compress Conductor		Concentric Neutral		Nominal. Thickness (mils)		Diameter(in)				Approx. Cable Weight (lbs/kft)	Ampacity – 20°C Ambient 100% LF, RHO-90		
AWG/ Kcmil	Number of Strands	Number of Wires	Size AWG	Insulation	Jacket	Approx. Conductor	Min. Over Insulation	Max. Over Insulation	Approx. Over Jacket		3/C Direct Buried	3/C Duct Buried	3/C Duct In Air
1/0	19	6	#14	175	50	0.362	0.715	0.800	1.060	547	230	165	145
2/0	19	7	#14	175	50	0.406	0.760	0.845	1.100	630	250	190	167
3/0	19	9	#14	175	50	0.456	0.810	0.895	1.150	709	280	215	189
4/0	19	11	#14	175	50	0.512	0.865	0.950	1.210	818	320	245	215
250	37	13	#14	175	50	0.558	0.920	1.005	1.260	959	345	270	237
350	37	11	#12	175	50	0.661	1.025	1.110	1.420	1253	405	325	285
500	37	16	#12	175	50	0.789	1.150	1.235	1.550	1590	460	385	338
750	61	15	#10	175	80	0.968	1.340	1.425	1.860	2149	515	475	417
1000	61	20	#10	175	80	1.117	1.485	1.575	2.040	2727	565	540	475
1250	61	20	#9	220	80	1.252	1.710	1.805	2.295	3461	615	590	520
1500	61	24	#9	220	80	1.370	1.828	1.923	2.413	4005	665	635	560

15kV 133% Aluminum Single Phase - Full Neutral

Compress Conductor		Concentric Neutral		Nominal. Thickness (mils)		Diameter(in)				Approx. Cable Weight (lbs/kft)	Ampacity – 20°C Ambient 100% LF, RHO-90		
AWG/ Kcmil	Number of Strands	Number of Wires	Size AWG	Insulation	Jacket	Approx. Conductor	Min. Over Insulation	Max. Over Insulation	Approx. Over Jacket		1/C Direct Buried	1/C Duct Buried	1/C Duct In Air
1/0	19	16	#14	220	50	0.362	0.805	0.895	1.150	764	230	155	135
2/0	19	13	#12	220	50	0.406	0.850	0.935	1.220	895	270	185	162
3/0	19	16	#12	220	50	0.456	0.900	0.985	1.270	1015	295	210	184
4/0	19	20	#12	220	50	0.512	0.955	1.045	1.330	1228	335	240	210
250	37	15	#10	220	50	0.558	1.001	1.091	1.418	1397	355	255	220
350	37	21	#10	220	50	0.661	1.104	1.194	1.521	1806	410	295	255
500	37	24	#9	220	80	0.789	1.232	1.322	1.734	2482	500	360	310
750	61	28	#8	220	80	0.968	1.411	1.501	1.941	3439	615	435	375
1000	61	38	#8	220	80	1.117	1.560	1.650	2.090	4438	695	500	430
1250	61	47	#8	220	80	1.252	1.695	1.785	2.225	5365	785	560	485
1500	61	56	#8	220	80	1.370	1.813	1.903	2.343	6281	860	615	530

15kV 133% Aluminum Three Phase - One-Third Neutral

Compress Conductor		Concentric Neutral		Nominal. Thickness (mils)		Diameter(in)				Approx. Cable Weight (lbs/kft)	Ampacity – 20°C Ambient 100% LF, RHO-90		
AWG/ Kcmil	Number of Strands	Number of Wires	Size AWG	Insulation	Jacket	Approx. Conductor	Min. Over Insulation	Max. Over Insulation	Approx. Over Jacket		3/C Direct Buried	3/C Duct Buried	3/C Duct In Air
1/0	19	6	#14	220	50	0.362	0.805	0.895	1.115	631	230	165	145
2/0	19	7	#14	220	50	0.406	0.850	0.935	1.190	715	250	190	167
3/0	19	9	#14	220	50	0.456	0.900	0.985	1.240	797	280	215	189
4/0	19	11	#14	220	50	0.512	0.955	1.045	1.330	956	320	245	215
250	37	13	#14	220	50	0.558	1.010	1.110	1.380	1092	345	270	237
350	37	11	#12	220	50	0.661	1.115	1.220	1.480	1396	405	325	285
500	37	16	#12	220	50	0.789	1.240	1.330	1.700	1715	460	385	338
750	61	15	#10	220	80	0.968	1.430	1.520	1.950	2349	515	475	417
1000	61	20	#10	220	80	1.117	1.575	1.670	2.130	2882	565	540	475
1250	61	20	#9	220	80	1.252	1.710	1.805	2.290	3447	615	590	520
1500	61	24	#9	220	80	1.370	1.828	1.923	2.408	3991	665	635	560

25kV 100% Aluminum Single Phase - Full Neutral

Compress Conductor		Concentric Neutral		Nominal. Thickness (mils)		Diameter(in)				Approx. Cable Weight (lbs/kft)	Ampacity – 20°C Ambient 100% LF, RHO-90		
AWG/ Kcmil	Number of Strands	Number of Wires	Size AWG	Insulation	Jacket	Approx. Conductor	Min. Over Insulation	Max. Over Insulation	Approx. Over Jacket		1/C Direct Buried	1/C Duct Buried	1/C Duct In Air
1/0	19	16	#14	260	50	0.362	0.875	0.965	1.230	845	220	165	145
2/0	19	13	#12	260	50	0.406	0.920	1.010	1.300	986	250	190	167
3/0	19	16	#12	260	50	0.456	0.970	1.060	1.380	1141	290	210	185
4/0	19	20	#12	260	50	0.512	1.025	1.115	1.430	1340	325	245	215
250	37	15	#10	260	50	0.558	1.071	1.161	1.518	1514	345	260	225
350	37	21	#10	260	50	0.661	1.174	1.264	1.621	1933	400	300	260
500	37	24	#9	260	80	0.789	1.302	1.392	1.834	2627	485	370	320
750	61	28	#8	260	80	0.968	1.481	1.571	2.041	3602	595	445	385
1000	61	38	#8	260	80	1.117	1.630	1.720	2.190	4615	675	510	440
1250	61	47	#8	260	80	1.252	1.765	1.855	2.325	5555	760	575	500
1500	61	56	#8	260	80	1.370	1.883	1.973	2.443	6483	835	625	540

25kV 100% Aluminum Three Phase - One-Third Neutral

Compress Conductor		Concentric Neutral		Nominal. Thickness (mils)		Diameter(in)				Approx. Cable Weight (lbs/kft)	Ampacity – 20°C Ambient 100% LF, RHO-90		
AWG/ Kcmil	Number of Strands	Number of Wires	Size AWG	Insulation	Jacket	Approx. Conductor	Min. Over Insulation	Max. Over Insulation	Approx. Over Jacket		3/C Direct Buried	3/C Duct Buried	3/C Duct In Air
1/0	19	6	#14	260	50	0.362	0.875	0.965	1.230	712	225	165	145
2/0	19	7	#14	260	50	0.406	0.920	1.010	1.270	806	250	180	158
3/0	19	9	#14	260	50	0.456	0.970	1.060	1.340	923	275	205	180
4/0	19	11	#14	260	50	0.512	1.025	1.115	1.400	1068	310	240	210
250	37	13	#14	260	50	0.558	1.080	1.175	1.460	1229	335	260	228
350	37	11	#12	260	50	0.661	1.185	1.275	1.560	1500	395	325	285
500	37	16	#12	260	80	0.789	1.310	1.405	1.780	1865	445	390	342
750	61	15	#10	260	80	0.968	1.500	1.595	2.060	2528	515	475	417
1000	61	20	#10	260	80	1.117	1.645	1.740	2.210	3072	560	525	460
1250	61	20	#9	260	80	1.252	1.780	1.875	2.370	3657	610	575	505
1500	61	24	#9	260	80	1.370	1.898	1.993	2.488	4217	660	615	540

35kV 100% Aluminum Single Phase - Full Neutral

Compress Conductor		Concentric Neutral		Nominal. Thickness (mils)		Diameter(in)				Approx. Cable Weight (lbs/kft)	Ampacity – 20°C Ambient 100% LF, RHO-90		
AWG/ Kcmil	Number of Strands	Number of Wires	Size AWG	Insulation	Jacket	Approx. Conductor	Min. Over Insulation	Max. Over Insulation	Approx. Over Jacket		1/C Direct Buried	1/C Duct Buried	1/C Duct In Air
1/0	19	16	#14	345	50	0.362	1.045	1.145	1.430	1068	220	165	145
2/0	19	13	#12	345	50	0.406	1.090	1.190	1.500	1224	250	195	165
3/0	19	16	#12	345	50	0.456	1.140	1.240	1.550	1356	285	220	193
4/0	19	20	#12	345	50	0.512	1.195	1.295	1.610	1558	325	250	220
250	37	15	#10	345	80	0.558	1.241	1.341	1.758	1805	345	265	230
350	37	21	#10	345	80	0.661	1.344	1.444	1.861	2243	400	305	265
500	37	24	#9	345	80	0.789	1.472	1.572	2.014	2889	485	375	325
750	61	28	#8	345	80	0.968	1.651	1.751	2.221	3886	595	455	395
1000	61	38	#8	345	80	1.117	1.800	1.900	2.370	4915	675	520	450
1250	61	47	#8	345	80	1.252	1.935	2.035	2.505	5870	760	585	510
1500	61	56	#8	345	80	1.370	2.053	2.153	2.623	6810	835	640	555

35kV 100% Aluminum Three Phase - One-Third Neutral

Compress Conductor		Concentric Neutral		Nominal. Thickness (mils)		Diameter(in)				Approx. Cable Weight (lbs/kft)	Ampacity – 20°C Ambient 100% LF, RHO-90		
AWG/ Kcmil	Number of Strands	Number of Wires	Size AWG	Insulation	Jacket	Approx. Conductor	Min. Over Insulation	Max. Over Insulation	Approx. Over Jacket		3/C Direct Buried	3/C Duct Buried	3/C Duct In Air
1/0	19	6	#14	345	50	0.362	1.045	1.145	1.430	935	215	165	145
2/0	19	7	#14	345	50	0.406	1.090	1.190	1.475	1047	245	190	167
3/0	19	9	#14	345	50	0.456	1.140	1.240	1.520	1137	275	215	189
4/0	19	11	#14	345	50	0.512	1.195	1.295	1.570	1286	305	245	215
250	37	13	#14	345	80	0.558	1.250	1.350	1.690	1484	335	270	238
350	37	11	#12	345	80	0.661	1.355	1.455	1.790	1752	390	320	280
500	37	16	#12	345	80	0.789	1.480	1.580	1.990	2214	440	385	338
750	61	15	#10	345	80	0.968	1.670	1.770	2.240	2850	515	475	417
1000	61	20	#10	345	80	1.117	1.815	1.920	2.380	3417	570	535	470
1250	61	20	#9	345	80	1.252	1.950	2.055	2.540	4026	625	585	515
1500	61	24	#9	345	80	1.370	2.068	2.173	2.658	4608	670	630	550

Other sizes and specifications, including reduced neutral options (e.g., 2/3, 1/2, 1/6, 1/12), are available upon request.

15-35kV CU/EPR/LLDPE URD
Technical Data

CONSTRUCTION

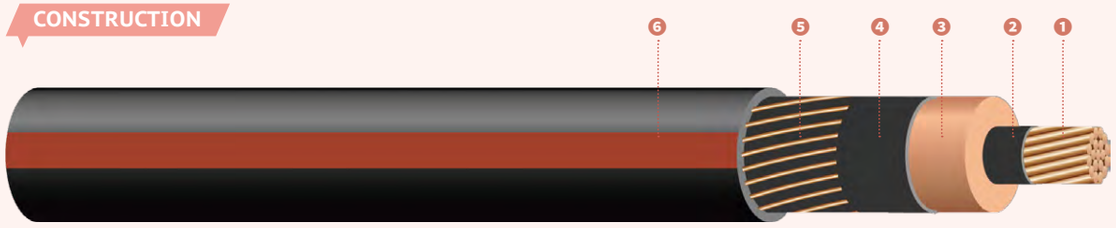

❶ **Conductor**	Compressed concentric stranded soft drawn copper per ASTM
❷ **Conductor Shield**	semiconducting cross-linked polymer
❸ **Insulation**	Ethylene Propylene Rubber(EPR)
❹ **Insulation Shield**	Strippable semiconducting cross-linked polymer
❺ **Concentric Neutral**	Helically applied soft drawn bare copper wire
❻ **Jacket**	Linear Low Density Polyethylene(LLDPE) Jacket, black with red extruded stripes.

15kV 100% Copper Single Phase - Full Neutral

Compress Conductor		Concentric Neutral		Nominal. Thickness (mils)		Diameter(in)				Approx. Cable Weight (lbs/kft)	Ampacity – 20°C Ambient 100% LF, RHO-90		
AWG/ Kcmil	Number of Strands	Number of Wires	Size AWG	Insulation	Jacket	Approx. Conductor	Min. Over Insulation	Max. Over Insulation	Approx. Over Jacket		1/C Direct Buried	1/C Duct Buried	1/C Duct In Air
1/0	19	16	#12	175	50	0.362	0.715	0.800	1.090	1025	295	210	185
2/0	19	20	#12	175	50	0.406	0.760	0.845	1.135	1244	330	240	210
3/0	19	25	#12	175	50	0.456	0.810	0.895	1.150	1477	375	270	237
4/0	19	20	#10	175	50	0.512	0.865	0.950	1.280	1784	430	305	268
250	37	24	#10	175	50	0.558	0.911	0.996	1.326	2076	455	325	280
350	37	34	#10	175	50	0.661	1.014	1.099	1.429	2814	530	370	325
500	37	30	#8	175	50	0.789	1.142	1.227	1.610	3867	640	460	395
750	61	23	#5	175	80	0.968	1.321	1.406	1.956	5773	785	555	480
1000	61	24	#4	175	80	1.117	1.470	1.555	2.150	7514	895	635	550
1250	61	24	#3	220	80	1.252	1.695	1.785	2.430	9481	1005	715	620
1500	61	23	#2	220	80	1.370	1.813	1.903	2.604	11295	1105	780	675

15kV 100% Copper Three Phase - One-Third Neutral

Compress Conductor		Concentric Neutral		Nominal. Thickness (mils)		Diameter(in)				Approx. Cable Weight (lbs/kft)	Ampacity – 20°C Ambient 100% LF, RHO-90		
AWG/ Kcmil	Number of Strands	Number of Wires	Size AWG	Insulation	Jacket	Approx. Conductor	Min. Over Insulation	Max. Over Insulation	Approx. Over Jacket		3/C Direct Buried	3/C Duct Buried	3/C Duct In Air
1/0	19	9	#14	175	50	0.362	0.715	0.800	1.055	814	290	210	185
2/0	19	11	#14	175	50	0.406	0.760	0.845	1.100	969	320	240	210
3/0	19	14	#14	175	50	0.456	0.810	0.895	1.130	1135	350	275	241
4/0	19	11	#12	175	50	0.512	0.865	0.950	1.200	1348	390	315	276
250	37	13	#12	175	50	0.558	0.920	1.005	1.265	1597	415	340	298
350	37	12	#10	175	50	0.661	1.025	1.110	1.425	2164	475	415	364
500	37	17	#10	175	50	0.789	1.150	1.235	1.595	2860	525	480	420
750	61	25	#10	175	80	0.968	1.340	1.425	1.875	4063	560	530	465
1000	61	26	#9	175	80	1.117	1.485	1.575	2.015	5231	600	590	518
1250	61	32	#9	220	80	1.252	1.710	1.805	2.245	6561	655	645	565
1500	61	38	#9	220	80	1.370	1.828	1.923	2.363	7729	705	690	610

15kV 133% Copper Single Phase - Full Neutral

Compress Conductor		Concentric Neutral		Nominal. Thickness (mils)		Diameter(in)				Approx. Cable Weight (lbs/kft)	Ampacity – 20°C Ambient 100% LF, RHO-90		
AWG/ Kcmil	Number of Strands	Number of Wires	Size AWG	Insulation	Jacket	Approx. Conductor	Min. Over Insulation	Max. Over Insulation	Approx. Over Jacket		1/C Direct Buried	1/C Duct Buried	1/C Duct In Air
1/0	19	16	#12	220	50	0.362	0.805	0.895	1.180	1109	295	210	185
2/0	19	20	#12	220	50	0.406	0.850	0.935	1.225	1329	330	240	210
3/0	19	25	#12	220	50	0.456	0.900	0.985	1.290	1565	375	270	237
4/0	19	20	#10	220	50	0.512	0.955	1.045	1.370	1922	430	305	268
250	37	24	#10	220	50	0.558	1.001	1.091	1.416	2226	455	325	280
350	37	34	#10	220	50	0.661	1.104	1.194	1.519	2992	530	370	325
500	37	30	#8	220	80	0.789	1.232	1.322	1.760	4147	640	460	395
750	61	29	#6	220	80	0.968	1.411	1.501	2.006	6054	785	555	480
1000	61	24	#4	220	80	1.117	1.560	1.650	2.240	7859	895	635	550
1250	61	24	#3	220	80	1.252	1.695	1.785	2.425	9722	1005	715	620
1500	61	23	#2	220	80	1.370	1.813	1.903	2.599	11583	1105	780	675

15kV 133% Copper Three Phase - One-Third Neutral

Compress Conductor		Concentric Neutral		Nominal. Thickness (mils)		Diameter(in)				Approx. Cable Weight (lbs/kft)	Ampacity – 20°C Ambient 100% LF, RHO-90		
AWG/ Kcmil	Number of Strands	Number of Wires	Size AWG	Insulation	Jacket	Approx. Conductor	Min. Over Insulation	Max. Over Insulation	Approx. Over Jacket		3/C Direct Buried	3/C Duct Buried	3/C Duct In Air
1/0	19	9	#14	220	50	0.362	0.805	0.895	1.150	814	290	210	185
2/0	19	11	#14	220	50	0.406	0.850	0.935	1.190	969	320	240	210
3/0	19	14	#14	220	50	0.456	0.900	0.985	1.250	1135	350	275	241
4/0	19	11	#12	220	50	0.512	0.955	1.045	1.295	1348	390	315	276
250	37	13	#12	220	50	0.558	1.010	1.100	1.380	1597	415	340	298
350	37	12	#10	220	50	0.661	1.115	1.200	1.515	2164	475	415	364
500	37	17	#10	220	50	0.789	1.240	1.330	1.750	2860	525	480	420
750	61	25	#10	220	80	0.968	1.430	1.520	1.965	4063	560	530	465
1000	61	26	#9	220	80	1.117	1.575	1.670	2.200	5231	600	590	518
1250	61	32	#9	220	80	1.252	1.710	1.805	2.335	6359	655	645	565
1500	61	38	#9	220	80	1.370	1.828	1.923	2.453	7477	705	690	610

25kV 100% Copper Single Phase - Full Neutral

Compress Conductor		Concentric Neutral		Nominal. Thickness (mils)		Diameter(in)				Approx. Cable Weight (lbs/kft)	Ampacity – 20°C Ambient 100% LF, RHO-90		
AWG/ Kcmil	Number of Strands	Number of Wires	Size AWG	Insulation	Jacket	Approx. Conductor	Min. Over Insulation	Max. Over Insulation	Approx. Over Jacket		1/C Direct Buried	1/C Duct Buried	1/C Duct In Air
1/0	19	16	#12	260	50	0.362	0.875	0.965	1.265	1190	280	215	189
2/0	19	20	#12	260	50	0.406	0.920	1.010	1.310	1420	310	240	210
3/0	19	25	#12	260	50	0.456	0.970	1.060	1.380	1692	360	275	241
4/0	19	20	#10	260	50	0.512	1.025	1.115	1.475	2035	415	315	276
250	37	24	#10	260	50	0.558	1.071	1.161	1.521	2344	440	335	290
350	37	34	#10	260	50	0.661	1.174	1.264	1.624	3121	510	385	330
500	37	38	#9	260	80	0.789	1.302	1.392	1.837	4299	620	470	410
750	61	29	#6	260	80	0.968	1.481	1.571	2.111	6224	760	575	495
1000	61	30	#5	260	80	1.117	1.630	1.720	2.300	8011	860	655	565
1250	61	24	#3	260	80	1.252	1.765	1.855	2.530	9930	970	735	640
1500	61	23	#2	260	80	1.370	1.883	1.973	2.704	11807	1065	805	695

25kV 100% Copper Three Phase - One-Third Neutral

Compress Conductor		Concentric Neutral		Nominal. Thickness (mils)		Diameter(in)				Approx. Cable Weight (lbs/kft)	Ampacity – 20°C Ambient 100% LF, RHO-90		
AWG/ Kcmil	Number of Strands	Number of Wires	Size AWG	Insulation	Jacket	Approx. Conductor	Min. Over Insulation	Max. Over Insulation	Approx. Over Jacket		3/C Direct Buried	3/C Duct Buried	3/C Duct In Air
1/0	19	9	#14	260	50	0.362	0.875	0.965	1.230	997	275	215	189
2/0	19	11	#14	260	50	0.406	0.920	1.010	1.275	1148	310	250	220
3/0	19	14	#14	260	50	0.456	0.970	1.060	1.320	1353	345	285	250
4/0	19	11	#12	260	50	0.512	1.025	1.115	1.400	1633	385	320	280
250	37	13	#12	260	50	0.558	1.080	1.175	1.460	1895	410	345	303
350	37	12	#10	260	50	0.661	1.185	1.275	1.600	2424	460	405	355
500	37	17	#10	260	80	0.789	1.310	1.405	1.835	3185	520	470	412
750	61	25	#10	260	80	0.968	1.500	1.595	2.080	4452	567	550	483
1000	61	26	#9	260	80	1.117	1.645	1.740	2.280	5545	625	615	540
1250	61	32	#9	260	80	1.252	1.780	1.875	2.415	6722	685	670	590
1500	61	38	#9	260	80	1.370	1.898	1.993	2.533	7886	735	720	635

35kV 100% Copper Single Phase - Full Neutral

Compress Conductor		Concentric Neutral		Nominal. Thickness (mils)		Diameter(in)				Approx. Cable Weight (lbs/kft)	Ampacity – 20°C Ambient 100% LF, RHO-90		
AWG/ Kcmil	Number of Strands	Number of Wires	Size AWG	Insulation	Jacket	Approx. Conductor	Min. Over Insulation	Max. Over Insulation	Approx. Over Jacket		1/C Direct Buried	1/C Duct Buried	1/C Duct In Air
1/0	19	16	#12	345	50	0.362	1.045	1.145	1.465	1414	280	215	189
2/0	19	20	#12	345	50	0.406	1.090	1.190	1.505	1657	310	240	211
3/0	19	25	#12	345	50	0.456	1.140	1.240	1.620	1905	355	275	241
4/0	19	20	#10	345	50	0.512	1.195	1.295	1.720	2253	410	315	276
250	37	24	#10	345	80	0.558	1.241	1.341	1.826	2626	435	335	290
350	37	34	#10	345	80	0.661	1.344	1.444	1.929	3405	505	385	330
500	37	38	#9	345	80	0.789	1.472	1.572	2.082	4518	610	470	410
750	61	36	#7	345	80	0.968	1.651	1.751	2.321	6383	750	575	495
1000	61	30	#5	345	80	1.117	1.800	1.900	2.545	8194	850	655	565
1250	61	30	#4	345	80	1.252	1.935	2.035	2.725	10043	960	735	640
1500	61	28	#3	345	110	1.370	2.053	2.153	2.953	11852	1055	805	695

35kV 100% Copper Three Phase - One-Third Neutral

Compress Conductor		Concentric Neutral		Nominal. Thickness (mils)		Diameter(in)				Approx. Cable Weight (lbs/kft)	Ampacity – 20°C Ambient 100% LF, RHO-90		
AWG/ Kcmil	Number of Strands	Number of Wires	Size AWG	Insulation	Jacket	Approx. Conductor	Min. Over Insulation	Max. Over Insulation	Approx. Over Jacket		3/C Direct Buried	3/C Duct Buried	3/C Duct In Air
1/0	19	9	#14	345	50	0.362	1.045	1.145	1.430	1222	270	215	189
2/0	19	11	#14	345	50	0.406	1.090	1.190	1.475	1385	305	240	211
3/0	19	14	#14	345	50	0.456	1.140	1.240	1.520	1570	340	280	246
4/0	19	11	#12	345	50	0.512	1.195	1.295	1.575	1570	380	315	276
250	37	13	#12	345	80	0.558	1.250	1.350	1.640	2134	405	340	298
350	37	12	#10	345	80	0.661	1.355	1.455	1.845	2680	460	400	350
500	37	17	#10	345	80	0.789	1.480	1.580	2.045	3534	520	470	412
750	61	25	#10	345	80	0.968	1.670	1.770	2.255	4777	567	550	483
1000	61	26	#9	345	80	1.117	1.815	1.920	2.600	5883	625	615	540
1250	61	32	#9	345	80	1.252	1.950	2.055	2.735	7055	685	670	590
1500	61	38	#9	345	80	1.370	2.068	2.173	2.853	8211	735	720	635

Other sizes and specifications, including reduced neutral options (e.g., 2/3, 1/2, 1/6, 1/12), are available upon request.

4.

SOOW cord



Description

The ‘S’ in SOOW cord means “Service.” For portable cords that begin with an S but are NOT followed by a J, the voltage rating is 600 volts. The ‘OO’ means the cable has oil-resistant insulation and jacket. The ‘W’ means the cable is weather and water-resistant. Therefore SOOW cord is a service cord that is constructed with an oil-resistant black thermoset polyethylene (CPE) jacket with color-coded synthetic oil, ozone and water resistant rubber (EPDM) insulation.

Application

Portable tools, equipment, small motors and associated machinery, industrial equip-ment, marine dockside power, appliances, equipment exposed to oils, solvents, flame, moisture and other electrical equipment where flexibility and durability are required. For applications up to 600 volts and for tempera-tures of -40°C to +90°C.





Features

- Excellent flexibility, resistance to oil, solvents, ozone, weather, sunlight and water
- Flame test meets FT2, and MSHA
- Temperature range: -40oC to +90oC
- Suitable for shallow water immersion

Standards

- **UL 62** : Flexible Cords and Cables
- **ASTM B3** : Standard Specification for Soft or Annealed Copper Wire
- **ASTM B174** : Standard Specification for Bunch-Stranded Copper

HANMI
ELECTRIC WIRE & CABLE

600V SOOW
Technical Data

CONSTRUCTION



❶ **Conductor**	Class K stranded bare copper per ASTM B-174
❷ **Insulation**	Heat, moisture and oil resistant EPDM
❸ **Assembly**	Waxed paper fillers
❹ **Jacket**	Black CPE (Other colors available upon request)
❺ **Insulation Color Code**	
	3 Core : Black, White, Green
	4 Core : Black, White, Red, Green
	5 Core : Black, White, Red, Green, Orange

Cond Size AWG	No. of Cond.	No. of Strands	Insulation Thickness (Inchs)	Insulation Thickness (mm)	Nominal OD (Inchs)	Nominal OD (mm)	Nominal Weight (Lbs/Mft)	Nominal Weight (kg/km)	† Amps
8	3	133/29	0.06	1.52	0.85	21.54	485	722	40
8	4	133/29	0.06	1.52	0.95	24.21	619	921	35
8	5	133/29	0.06	1.52	1.03	26.26	722	1074	28
6	3	133/27	0.06	1.57	0.98	24.77	700	1042	55
6	4	133/27	0.07	1.73	1.13	28.58	837	1246	45
6	5	133/27	0.06	1.52	1.19	30.28	979	1457	36
4	3	133/25	0.06	1.52	1.14	28.88	902	1342	70
4	4	133/25	0.06	1.52	1.26	31.93	1144	1702	60
4	5	133/25	0.06	1.52	1.35	34.24	1320	1964	48
2	3	133/0.0223	0.06	1.52	1.31	33.27	1277	1900	95
2	4	133/0.0223	0.06	1.52	1.47	37.21	1639	2439	80
2	5	133/0.0223	0.06	1.52	1.59	40.36	1925	2865	64

All dimensions are nominal and subject to nominal manufacturing tolerances

† Ampacities are based on TABLE 400.5(A)of the 2014 National Electrical Code and CEC Table 12.

HANMI
ELECTRIC WIRE & CABLE

한미전선주식회사
HANMI ELECTRIC WIRE CO., LTD.

Headquarters·Factory
2028-37, Saenggeojincheon-Ro, Iwol-Myeon,
Jincheon-Gun, Chungbuk, Korea.
TEL: 82-43-536-6670 | FAX: 82-43-536-6674

Seoul Office
Hanmi Bld., 6-8, 16-gil, Changgyeonggung-Ro,
Jongno-Gu, Seoul, Korea.
TEL: 82-2-3673-3301 | FAX: 82-2-3673-3305